

Māhuri



Splashing in the Stream

Ready to Read Phonics Plus

By **Samantha Montgomerie** | Illustrated by **Giselle Clarkson**

Splashing in the Stream

Published 2021 by the Ministry of Education,
PO Box 1666, Wellington 6140, New Zealand.
www.education.govt.nz

Developed by Child Well-being Research Institute, University of Canterbury,
Private Bag 4800, Christchurch, 8140, New Zealand.
www.canterbury.ac.nz/childwellbeing/betterstartliteracy

Text copyright © Crown 2021
Illustrations copyright © Crown 2021
Teacher notes © Crown 2021


All rights reserved.
Enquiries should be made to the publisher.

Editors: Alison Arrow, Gail Gillon, Brigid McNeill, Amy Scott,
Child Well-being Research Institute, University of Canterbury
Designed and typeset by Smartwork Creative, www.smartworkcreative.co.nz

ISBN 978-1-77663-958-8 (print)
ISBN 978-1-77663-959-5 (online)

Teacher notes written by the Child Well-being Research Institute, University of Canterbury
Teacher support materials for the Ready to Read texts can be found
online at www.readytoread.tki.org.nz

Replacement copies may be ordered from Ministry of Education Customer Services
online at www.thechair.co.nz
by email: orders@thechair.minedu.govt.nz
or freephone 0800 660 662
Please quote item number 63958.



Written by Samantha Montgomerie

Illustrated by Giselle Clarkson



The moon beams
onto the stream.
Ruru glides along.
It is still.

Splash!

“What is that?” asks Ruru.

He sneaks close to the
splashing.





Ruru peeks out.

It is a team of froglets.

They hop.

They leap.

Splash!

A leaf shakes.

“Frog,” says Ruru.

“You look just like the leaf.

It is neat how you can hide.”





Froglets leap onto Frog.
“I can’t hide from the
froglets,” says Frog.
Ruru smiles.

“They hop and leap non-stop. I did not need to teach them,” says Frog. Ruru grins. “Race you to the top of the stream,” he says.





Ruru speeds off.

“Cheat! Cheat!” yell the froglets. “You did not leap!”

Frog smiles and says,

“Haere rā, Ruru.”

TEACHING NOTES

Splashing in the Stream

■ Reading practice

This story provides children with practice in reading and understanding short words using carefully selected focus sounds.

Focus sounds

ea (as in stream)

Introduce the text and read the story aloud together, pointing to each word as you read. Encourage children to sound out the regular words that they already know the sounds for. The regular words that contain the focus sounds for this book are listed below. For words that include sounds that the children haven't learnt yet, you may simply tell children the words as you read together. Give plenty of praise for children's reading attempts and encourage re-reading to build accuracy and fluency.

Regular words for sounding out

beams, stream, sneaks, team, leap, leaf, neat, teach, cheat

Other words to tell children

how, close, froglets

■ Phonological awareness

Practise segmenting and blending sounds together to make words. You could say, "Let's say the sounds (phonemes) together in each word I say."

Have children find each word you segment and blend on the page.

Use the table below for suggestions on how to segment and blend target words from this story.

stream	s-t-r-ea-m
hop	h-o-p
teach	t-ea-ch
splash	s-p-l-a-sh
sneak	s-n-ea-k

■ Morphological awareness

Read the words below to the children and play a game to sort the words that go together.

Talk about the meaning of the suffix **-let**. Support each child to read the word pairs and identify the meaning of the derived word.

frog-froglet | owl-owlet | pig-piglet

book-booklet | drop-droplet

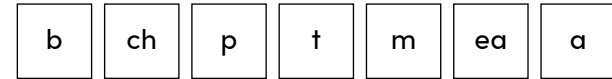
■ Vocabulary

Talk about what a **froglet** is and what it might look like. A froglet is a very small frog that has only just changed from a tadpole. Visit the Department Of Conservation site to find out more about New Zealand frogs at:

<https://www.doc.govt.nz/nature/native-animals/reptiles-and-frogs/frogs-pepeketua/>

■ Spelling

Support children to listen and identify where the sound change occurs in words. Use the suggested letters or letter blocks to spell and read the words. Prompt as necessary to ensure success.



Use the phrasing: "If this word spells **beach**, can you spell **peach**? If this word spells **peach**, can you spell **teach**?"

Easier changes:

beach > peach > teach > team

Harder changes:

chat > cheat > meat > mat

■ Story discussion


In the story, Ruru almost mistakes Frog for a leaf. Discuss what 'camouflage' is with children. Talk about other animals that use camouflage to help keep themselves safe.

■ Story retell

Ask the children to retell the story to a friend or family member. Prompt as necessary using picture cues. Give plenty of praise and encouragement for verbal responses.



Rākau
Tree



Tupu
Seedling



Kākano
Seed

Māhuri Sapling

Tense morphemes
Vowel digraphs

Focus sounds

ea

